

Farm Bill Decision Aid Training

Joe L. Outlaw
James W. Richardson

Pat Westhoff
Peter Zimmel

Cook Convention Center
Memphis, TN

September 25, 2014



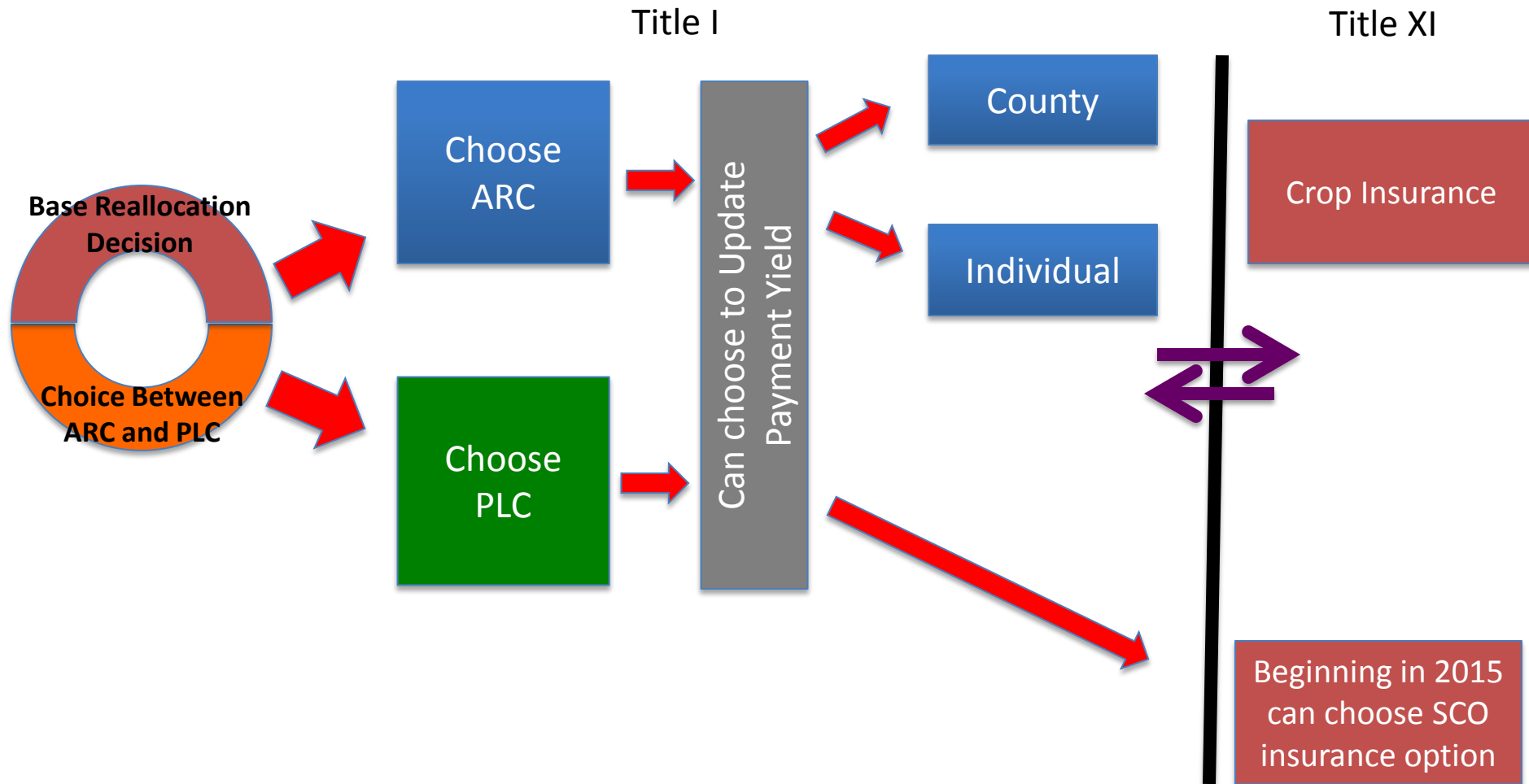
Agenda

9:00 – 9:15	Welcome & Announcements	Joe Outlaw
9:15 – 10:00	Overview of the Decisions Addressed by the Tool	Joe Outlaw
10:15 – 11:00	Overview of the Model	James Richardson
	Browser Compatibility	
	Modeling/Distributional Assumptions	
	Data Requirements	
	-- Sample Input Sheets	
11:00 – 12:00	Covered Commodity Price Forecasts	Pat Westhoff
	-- USDA	
	-- FAPRI	
12:00 – 1:30	Lunch and Decision Aid Walk Through	James Richardson
1:30 – 3:00	Live Demonstration	Peter Zimmel
	-- Setting up an Account for You and/or Producers	
	-- Exercises	
3:00 – 3:30	Timing of Decision Aid Rollout & Getting Help	Joe Outlaw
	-- If You Need Help	
	-- If A Producer Needs Help	
3:30 – 4:00	Wrap Up and Evaluation	Joe Outlaw

Special Thanks to Ron Rainey and H.L. Goodwin with:

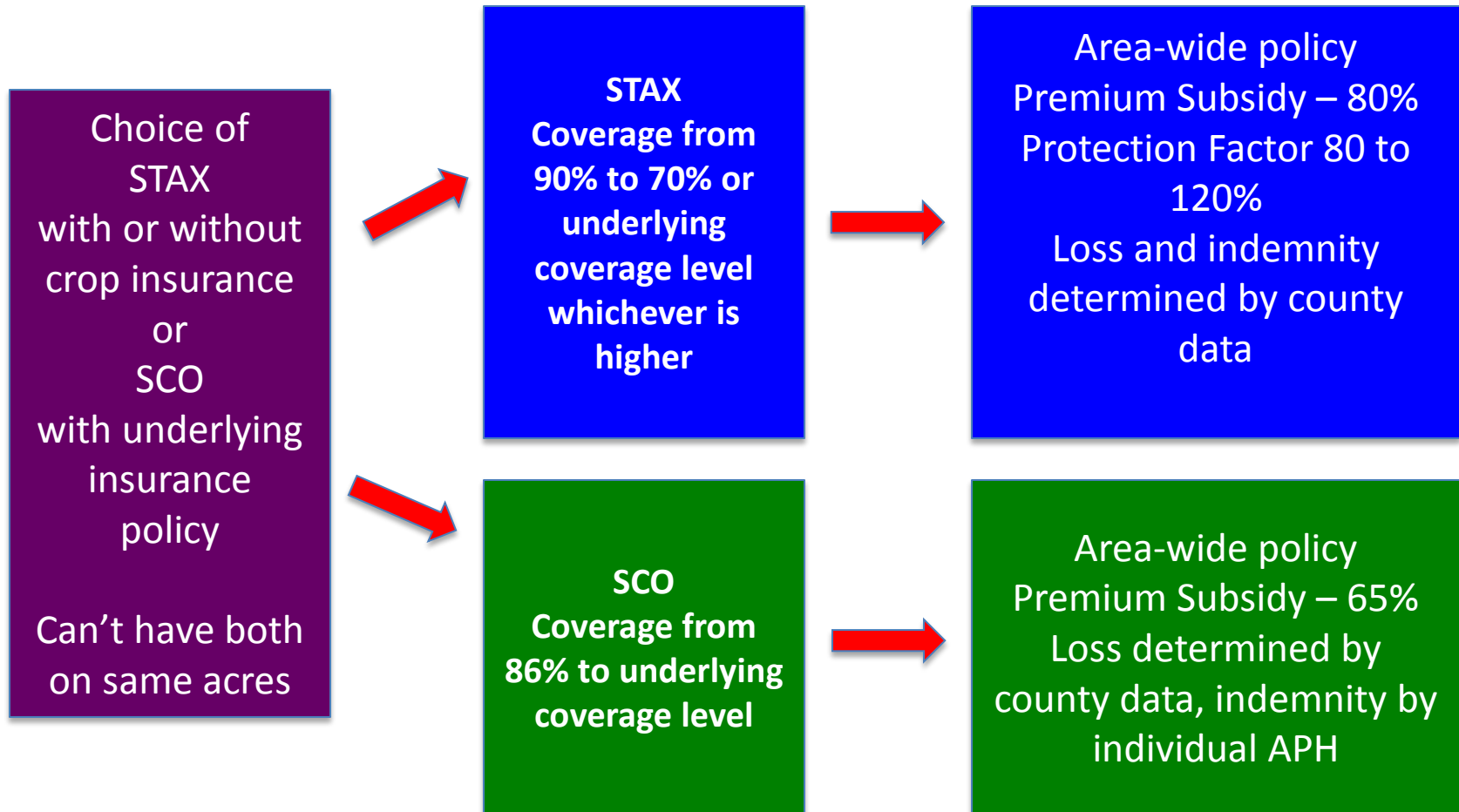


Flow Chart of Title I Producer Choices for Covered Commodities (Does Not Include Upland Cotton)

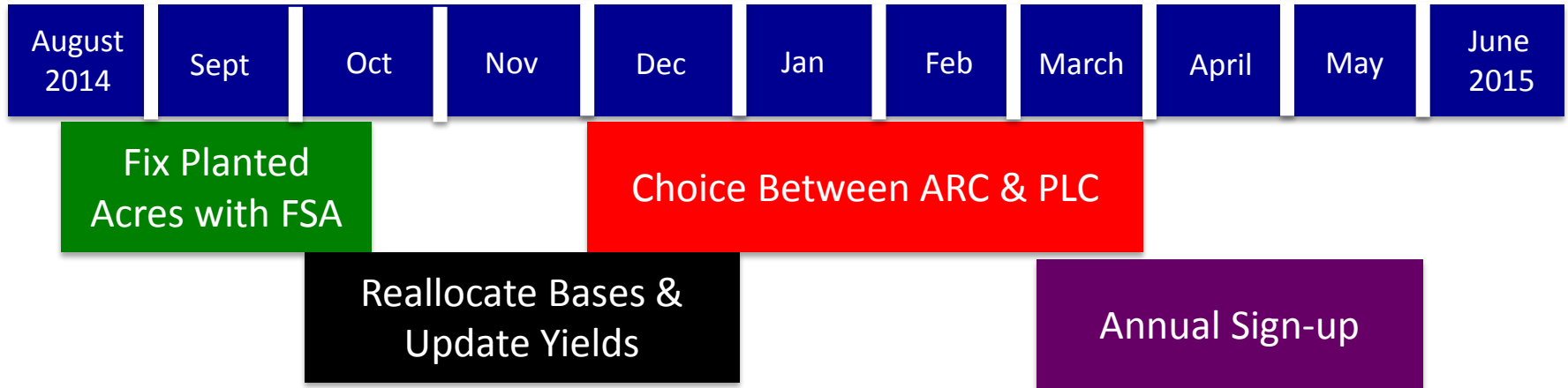


This decision is on a crop by crop basis for each farm unless the producer chooses individual ARC then it is for all the crops on that farm. If all parties cannot agree on a choice then the farm would not be enrolled in ARC or PLC for the 2014 crop and the farm would automatically be enrolled in PLC for the 2015 crop and beyond.

Flow Chart of Title XI Decisions for Upland Cotton



My Guess at the Sign-up Timeline



Iowa Corn and Soybeans One FSA Number's Farm Units

FSA #	Farm Name	Crop Practice		
1	Iowa Grain Farm	Grain Corn Non-Irrigated	Edit	Yields
1	Iowa Grain Farm	Commodity Soybeans Non-Irrigated	Edit	Yields

[New Farm Unit](#)

Early October

Toward the end of the year

Available Tools

[Help!](#)

Yield Update

This tool calculates values for PLC yields using yield histories for your units listed on the left.

Base Acre Reallocation & PLC/ARC Decision Aid

Includes estimate of SCO given current insurance coverage

This tool helps you calculate base acres and when ARC-I for each farm

Farm Bill 2014 Insurance

This tool calculates net revenue for alternative insurance choices available through the 2014 Farm Bill and RMA.

Generic Base Election Assistance

This tool calculates net returns for alternative crops under PLC and ARC which you could allocate generic base.

Yield Updating

Year	Corn	Wheat
2008	DNP	30
2009	DNP	15
2010	DNP	22
2011	100	0
2012	150	32
75% T Yield	70	18
2013 CC Yield	85	20

Could Update to: $(100 + 150)/2 * .9 = 112.5$ $(30 + 18 + 22 + 18 + 32)/5 * .9 = 21.6??$

Yield Updating

Year	Corn	Wheat
2008	DNP	DNP
2009	DNP	DNP
2010	DNP	DNP
2011	DNP	DNP
2012	150	DNP
75% T Yield	70	18
2013 CC Yield	125	20

Could Update to:

$$150 * .9 = 135$$

$$18 * .9 = 16$$